

HANOI – HAIDUONG BEER JOINT STOCK COMPANY

# FINANCIAL STATEMENTS

Quarter 1 Year 2025

**BALANCE SHEET**  
 Date 31 month 03 year 2025

Currency: VND

ARTICLE	Code	Note	Ending balance	Beginning balance
<b>A - CURRENT ASSETS</b>	<b>100</b>		<b>77.804.906.754</b>	<b>75.744.139.662</b>
<b>I. Cash and cash equivalents</b>	<b>110</b>	<b>V.1</b>	<b>7.607.735.461</b>	<b>874.168.132</b>
1. Cash	111		7.607.735.461	874.168.132
2. Cash Equivalents	112			
<b>II. Short-term investments</b>	<b>120</b>		<b>41.000.000.000</b>	<b>52.000.000.000</b>
1. Held-for-trading securities	121			
2. Provision for held-for-trading securities	122			
3. Held- to-maturity investments	123	V.2	41.000.000.000	52.000.000.000
<b>III. Current accounts receivable</b>	<b>130</b>		<b>3.828.945.390</b>	<b>1.593.483.549</b>
1. Short-term trade receivables	131	V.3	905.627.562	49.599.690
2. Short-term advances to suppliers	132		1.575.000.000	110.000.000
3. Short-term internal receivables	133			
4. Construction contract receivables based on agreed progress billings	134			
5. Short-term loan receivables	135			
6. Other short-term receivables	136	V.4	1.348.317.828	1.433.883.859
7. Provision for doubtful short-term receivables	137			
8. Shortage of assets waiting for resolution	139			
<b>IV. Inventories</b>	<b>140</b>		<b>24.572.145.903</b>	<b>21.276.487.981</b>
1. Inventories	141	V.5	24.572.145.903	21.276.487.981
2. Provision for obsolete inventories	149			
<b>V. Other current assets</b>	<b>150</b>		<b>796.080.000</b>	
1. Short-term prepaid expenses	151		796.080.000	
2. Value-added tax deductible	152			
3. Tax and other receivables from the State	153			
4. Government bonds trading	154			
5. Other current assets	155			
<b>B - NON-CURRENT ASSETS</b>	<b>200</b>		<b>18.446.633.307</b>	<b>19.365.200.815</b>
<b>I. Long-term receivables</b>	<b>210</b>			
1. Long-term trade receivables	211			
2. Long-term advance to suppliers	212			
3. Paid-in capital in dependent units	213			
4. Long-term internal receivables	214			
5. Long-term loan receivables	215			
6. Other long-term receivables	216			
7. Provision for doubtful long-term receivables	219			
<b>II. Fixed assets</b>	<b>220</b>		<b>13.734.723.678</b>	<b>14.927.674.630</b>
1. Tangible fixed assets	221	V.6	12.562.229.827	13.755.180.779
- Cost	222		302.550.042.195	302.550.042.195
- Accumulated depreciation	223		(289.987.812.368)	(288.794.861.416)




ARTICLE	Code	Note	Ending balance	Beginning balance
2. Financial lease fixed assets	224			
- Cost	225			
- Accumulated depreciation	226			
3. Intangible fixed assets	227	V.8	1.172.493.851	1.172.493.851
- Cost	228		1.457.244.000	1.457.244.000
- Accumulated depreciation	229		(284.750.149)	(284.750.149)
<b>III. Investment properties</b>	<b>230</b>			
- Cost	231			
- Accumulated depreciation	232			
<b>IV. Long-term assets in progress</b>	<b>240</b>			
1. Long-term work-in-process	241			
2. Construction in progress	242			
<b>IV. Long-term investments</b>	<b>250</b>			
1. Investments in subsidiaries	251			
2. Investments in jointly controlled entities and associates	252			
3. Investment in other entities	253			
4. Provision for diminution in value of long-term investments	254			
5. Held-to-maturity investments	255			
<b>VI. Other long-term assets</b>	<b>260</b>		<b>4.711.909.629</b>	<b>4.437.526.185</b>
1. Long-term prepaid expenses	261	V.12	4.711.909.629	4.437.526.185
2. Deferred tax assets	262			
3. Long-term tools, supplies and spare parts	263			
4. Other long-term assets	268			
<b>TOTAL ASSETS (270=100+200)</b>	<b>270</b>		<b>96.251.540.061</b>	<b>95.109.340.477</b>
<b>C - LIABILITIES (300=310+330)</b>	<b>300</b>		<b>23.268.656.568</b>	<b>21.208.308.483</b>
<b>I. Current liabilities</b>	<b>310</b>		<b>23.268.656.568</b>	<b>21.208.308.483</b>
1. Short-term trade payables	311	V.15	4.567.941.093	1.544.082.103
2. Short-term advances from customers	312			
3. Taxes and other payables to the State	313	V.16	5.533.293.877	5.481.480.669
4. Payables to employees	314		320.415.833	1.707.878.851
5. Short-term accrued expenses	315			
6. Short-term internal payables	316			
7. Construction contract payables based on agreed progress billings	317			
8. Short-term unearned revenues	318			
9. Other short-term payables	319	V.18	10.230.201.443	9.230.387.976
10. Short-term loan and finance lease	320			
11. Short-term provision	321			
12. Bonus and welfare fund	322		2.616.804.322	3.244.478.884
13. Price stabilisation fund	323			
14. Government bonds trading	324			
<b>II. Non-current liabilities</b>	<b>330</b>			
1. Long-term trade payables	331			
2. Long-term advances from customers	332			
3. Long-term accrued expenses	333			
4. Long-term internal payables in relation to capital of dependent units	334			
5. Long-term internal payables	335			

1283766  
 NG TY  
 PHÂN  
 BIA  
 HAI DUOC  
 NG-T.HA


ARTICLE	Code	Note	Ending balance	Beginning balance
6. Long-term unearned revenues	336			
7. Other long-term liabilities	337			
8. Long-term loans and finance lease	338			
9. Convertible bonds	339			
10. Preference shares	340			
11. Deferred tax liabilities	341			
12. Long-term provisions	342			
13. Scientific and technological development fund	343			
<b>D - OWNERS' EQUITY (400=410+430)</b>	<b>400</b>		<b>72.982.883.493</b>	<b>73.901.031.994</b>
<b>I. Capital</b>	<b>410</b>	<b>V21.1</b>	<b>72.982.883.493</b>	<b>73.901.031.994</b>
1. Contributed charter capital	411		40.000.000.000	40.000.000.000
- Shares with voting rights	411A		40.000.000.000	40.000.000.000
- Preference shares	411B			
2. Share premium	412			
3. Convertible bond options	413			
4. Other owners' capital	414			
5. Treasury shares	415			
6. Asset revaluation reserve	416			
7. Foreign exchange differences reserve	417			
8. Investment and development fund	418	21.6	25.834.533.044	25.834.533.044
9. Enterprise re-organisation support fund	419			
10. Other funds belonging to owners' equity	420			
11. Undistributed earnings	421		7.148.350.449	8.066.498.950
- Undistributed earnings of prior period	421A		8.066.498.950	1.758.910.525
- Undistributed earnings of current year	421B		(918.148.501)	6.307.588.425
12. Fund for capital expenditure	422			
<b>II. Other funds</b>	<b>430</b>			
1. Subsidised fund	431			
2. Fund for fixed assets in use	432			
<b>TOTAL LIABILITIES AND OWNERS' EQUITY (440=300+400)</b>	<b>440</b>		<b>96.251.540.061</b>	<b>95.109.340.477</b>

Prepared on 09 April 2025

Bookkeeper

  
Mã Thị Thuý Dương

Chief Accountant

  
Đặng Thị Minh Duyệt

Director

  
GIÁM ĐỐC  
Trần Huy Loan

## INCOME STATEMENT


Date from 01/01/2025 to 31/03/2025

Currency: VND


ITEMS	Code	Note	Period		Accumulation	
			Current	Previous	Current	Previous
1. Revenue from sale of goods and rendering of services	01	V.24	14.535.783.628	14.553.535.815	14.535.783.628	14.553.535.815
2. Deductions	02	V.24	26.990.000	160.527.000	26.990.000	160.527.000
3. Net revenue from sale of goods and rendering of services	10		14.508.793.628	14.393.008.815	14.508.793.628	14.393.008.815
4. Cost of goods sold and services rendered	11	V.25	12.088.070.100	11.918.068.886	12.088.070.100	11.918.068.886
5. Gross profit from sale of goods and rendering of services	20		2.420.723.528	2.474.939.929	2.420.723.528	2.474.939.929
6. Finance income	21	V.24	137.358.918	2.279.893	137.358.918	2.279.893
7. Finance expenses	22	V.26				
- In which: Interest expenses	23					
8. Gain/(loss) from join venture and associate	24					
9. Selling expenses	25		1.881.212.092	1.866.253.520	1.881.212.092	1.866.253.520
10. General and administrative expenses	26		1.595.018.855	1.639.364.494	1.595.018.855	1.639.364.494
11. Operating profit	30		(918.148.501)	(1.028.398.192)	(918.148.501)	(1.028.398.192)
12. Other income	31					
13. Other expenses	32					
14. Other profit	40					
15. Accounting profit before tax	50		(918.148.501)	(1.028.398.192)	(918.148.501)	(1.028.398.192)
16. Current corporate income tax expense	51	V.28				
17. Deferred tax expense	52					
18. Net profit after tax	60		(918.148.501)	(1.028.398.192)	(918.148.501)	(1.028.398.192)
19. Basic earnings per share	70					
20. Diluted earnings per share	71					

Prepared on 09 April 2025

Bookkeeper

  
 Hà Thị Thuý Dương

Chief Accountant

  
 Đặng Thị Minh Nguyệt

Director

  
 GIÁM ĐỐC  
 Trần Huy Loan

## CASH FLOW STATEMENT

(Indirect method)

Date from 01/01/2025 to 31/03/2025

Currency: VND

ITEMS	Code	Note	Current Period	Previous Period
<b>I. CASH FLOWS FROM OPERATING ACTIVITIES</b>				
1. Profit before tax	01		(918.148.501)	(1.028.398.192)
2. Adjustments for				
- Depreciation of fixed assets and investment property	02		1.192.950.952	1.333.311.264
- Provisions	03			
- Foreign exchange loss due to revaluation of monetary items	04			
- Profits from investing activities	05		(137.358.918)	(2.279.893)
- Interest expenses	06			
- Other adjustments	07			
3. Operating profit before changes in working capital	08		137.443.533	302.633.179
- Increase/Decrease in Receivables	09		(2.235.461.841)	(1.661.944.231)
- Increase/Decrease in inventories	10		(3.295.657.922)	(1.191.417.952)
- Increase/Decrease in Payables (excluding payable loan interest and enterprise income tax)	11		4.324.919.753	3.710.326.873
- Increase/Decrease in Prepaid Expenses	12		(1.070.463.444)	(230.436.694)
- Interest paid	13			
- Corporate income tax paid	14		(1.636.897.106)	(1.561.448.569)
- Other Cash Payments to Business Activities	15		300.000	600.000
- Other cash outflows for operating activities	16		(627.974.562)	(131.880.000)
Net cash flows from operating activities	20		(4.403.791.589)	(763.567.394)
<b>II. CASH FLOWS FROM INVESTING ACTIVITIES</b>				
1. Purchase and construction of fixed assets and other long-term assets	21			
2. Proceeds from disposals of fixed assets and other long-term assets	22			
3. Loans to other entities and payments for purchase of debt instruments of other entities	23		(5.000.000.000)	(10.000.000.000)
4. Collections from borrowers and proceeds from sale of debt instruments of other entities	24		16.000.000.000	18.000.000.000
5. Payments for investments in other entities	25			
6. Proceeds from sale of investments in other entities	26			
7. Cash receipts from interests, dividends and profits shared	27		137.358.918	2.279.893
Net cash flows from investing activities	30		11.137.358.918	8.002.279.893
<b>III. CASH FLOWS FROM FINANCIAL ACTIVITIES</b>				
1. Capital contribution and issuance of shares	31			
2. Repayment of contributed capital or repurchase of issued shares	32			
3. Drawdown of borrowings	33			
4. Repayment of borrowings	34			
5. Payment of principal of finance lease liabilities	35			
6. Dividends paid/Profit distributed	36			
Net Cash Flows from Financial Activities	40			
Net increase in cash for the year (50 = 20+30+40)	50		6.733.567.329	7.238.712.499
Cash at beginning of year	60		874.168.132	3.131.206.668
Effect of exchange rate on cash and cash equivalents	61			
Cash at end of year	70	31	7.607.735.461	10.369.919.167

Bookkeeper

*Hà Thị Thuý Dương*

Chief Accountant

*Dương Thị Minh Nguyệt*

Prepared on 29 April 2025

Director

*Trần Huy Loan*

